



LCBDD News & Updates!

Hello! Hope you're enjoying your holidays. Sending along some items of interest. Please let me know if you have questions or need info. on other topics.

Thanks,
David

Community Classes at the Library

The Licking County Library, downtown Newark, has been granted funds to provide computer and mobile device training intended for beginners. The Library collaborated with a team from LCBDD to decide on topics to offer to begin the new year. The flyer attached lists topics and dates/times for these trainings during the first quarter of 2020. These courses are open to the public. Please encourage your staff to attend. This would be a great opportunity for side-by-side learning with someone they support. That will allow them to ability to practice new skills with them between classes. Everyone is welcome to attend these courses. Feedback on future topics is welcome.

EVV Survey

OPRA has developed a new survey on the impact of EVV on your agency. If you are providing services subject to EVV (HPC billed in 15 minute units, waiver nursing, and nursing delegation), we would be so appreciative if you could complete our survey. We will use this information gathered in the survey in our advocacy efforts with the Ohio Department of Medicaid. The survey will remain open for a few weeks to give enough time to gather any data if needed. You can make edits as necessary until you submit the survey.

Find the survey [here](#).

DODD Webinar: Conducting Quality UI Investigations

Watch [this webinar](#) from DODD's Major Unusual Incidents team discussing how unusual incident (UI) investigations are part of a quality improvement process. One hour of Continuing Professional Development credit is available.

Calling All Artists!

The Licking County Library is planning to display local artwork throughout the year. If you know of artists you serve that might be interested in displaying their art, please contact Anna Jefferies for more info. 740-349-6588



LCBDD News & Updates!

Certified Employment Support Professionals (CESP)

OOD CESP Sponsorship: OOD is sponsoring their final rounds of testing and credentialing Certified Employment Support Professionals (CESP) to provide 'Supported Employment'. Per the OOD release, "The February examination dates are February 3 - 14, 2020. Providers may submit to crpvendor@ood.ohio.gov (please use subject line of APSE02 - Please be sure to use this subject line because this is how we search for emails within the mailbox.) the names and email addresses of their staff who they would like to recommend. The registration period closes 5:00 PM on January 6, 2020. OOD will send the new list for the February examination to APSE on Tuesday, January 7th. The registration period ends January 27th.

Instructions for Accessing DODD's MyLearning courses

One of my peers in Lake County was kind enough to share new instructions for accessing DODD's updated MyLearning website. (Attached.) Please let me know if you or your staff have any trouble getting access.

OSU Nisonger Center Health Survey

The Ohio State University (OSU) Nisonger Center wants to talk to adults with intellectual disabilities (ID) and hear how they feel about their health. This will help us learn how to make health care better.

We will also interview a support person (family, friend, care provider) who knows the adult with ID well. Both people will get a gift card for their time (up to \$75 each). An OSU team member can meet you at the Nisonger Center or at your home.

Sample questions about health include: (1) Are you happy with the health care you receive?; (2) In the last two weeks, did your health make it hard to do things?; and, (3) Do you feel sad a lot of the time, or do you feel sad only a little of the time?

Listening to people with ID talk about health is key to making health care better for the whole community. Help us hear your voice!

- Learn more about our work: <https://www.rrtcnisonger.org/>
- Watch a video about the "Can You Hear Me Now?" study: <https://go.osu.edu/HearMe>
- Contact our team: 614-688-8148 or rrtcnisonger@osumc.edu

Accessing DODD My Learning for Online Orientation and Eight Hour Training

1. Navigate to <http://mylearning.dodd.ohio.gov> And click on Log In (next to where it says you are currently using guest access)

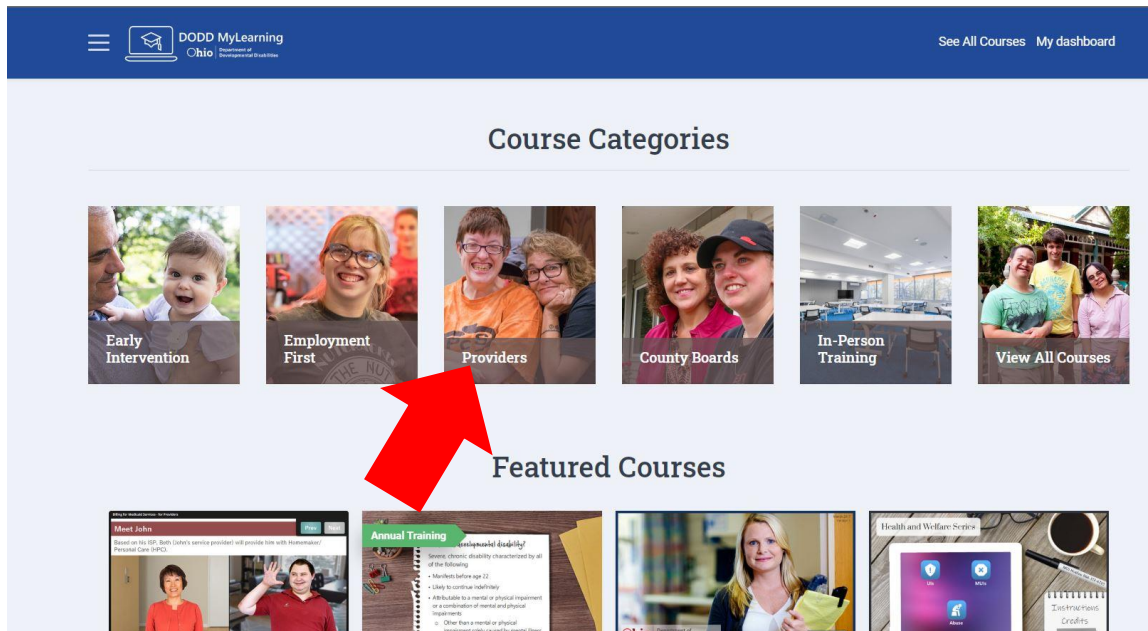
The screenshot shows the DODD MyLearning website. At the top right, it says "You are currently using guest access (Login)". The navigation bar includes the DODD MyLearning logo and a "See All" link. Below the navigation bar is a "Course Categories" section with six tiles: "Early Intervention", "Employment First", "Providers", "County Boards", "In-Person Training", and "View All Courses". Below this is a "Featured Courses" section with four course thumbnails: "Meet John", "Annual Training", "Health and Welfare Series", and "Meet John".

2. Log-in using your DODD account name and password

The screenshot shows the OH|ID login page. The header features the OH|ID logo and a user icon. The main content area is divided into two sections. On the left, there is a large padlock icon with a fingerprint overlay and the text: "Please login to access the Ohio ID Portal using your OH|ID Account. Please click the link below to create your OH|ID Account in a few simple steps. Create New Account >". On the right, there is a login form with the OH|ID logo, "Username:" and "Password:" labels, input fields, a "Log In" button, and links for "Forgot username/password?" and "Problems logging in?".

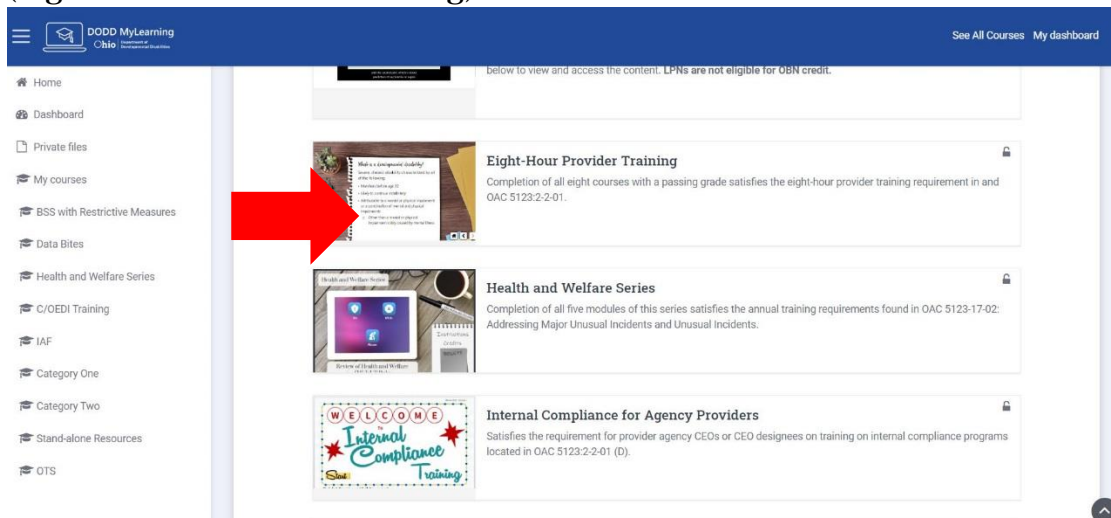
State of Ohio computer systems may be accessed and used only for official state business by authorized personnel. Unauthorized access or use of these computer systems may subject violators to criminal, civil, and/or administrative action.

3. Once logged in, you will come to the home page. Click on Providers

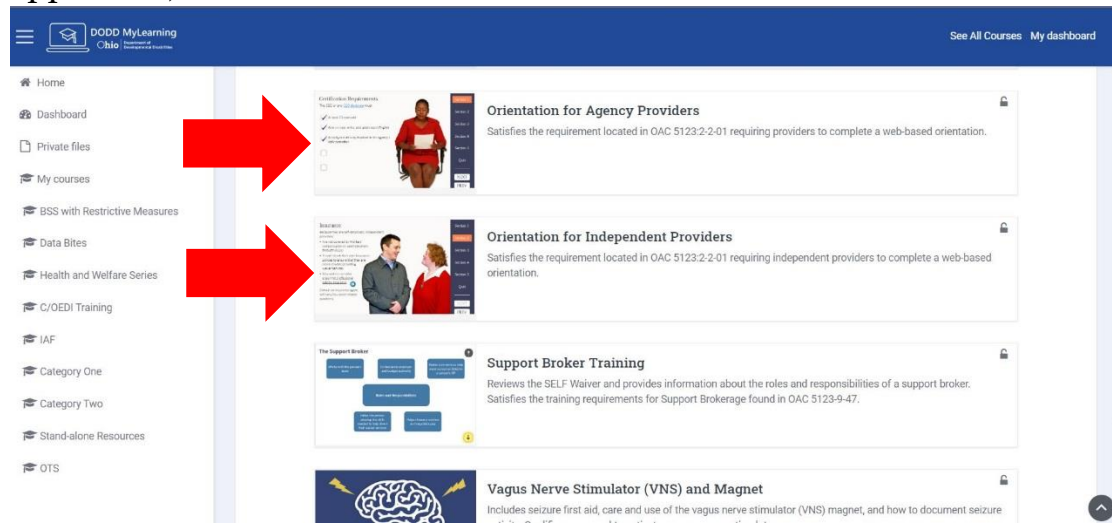


4. A list of courses will appear, select course you want to take. Orientation for Independent / Agency Providers must be taken online through DODD MyLearning. The Eight Hour training can be done through MyLearning or another entity if you choose.

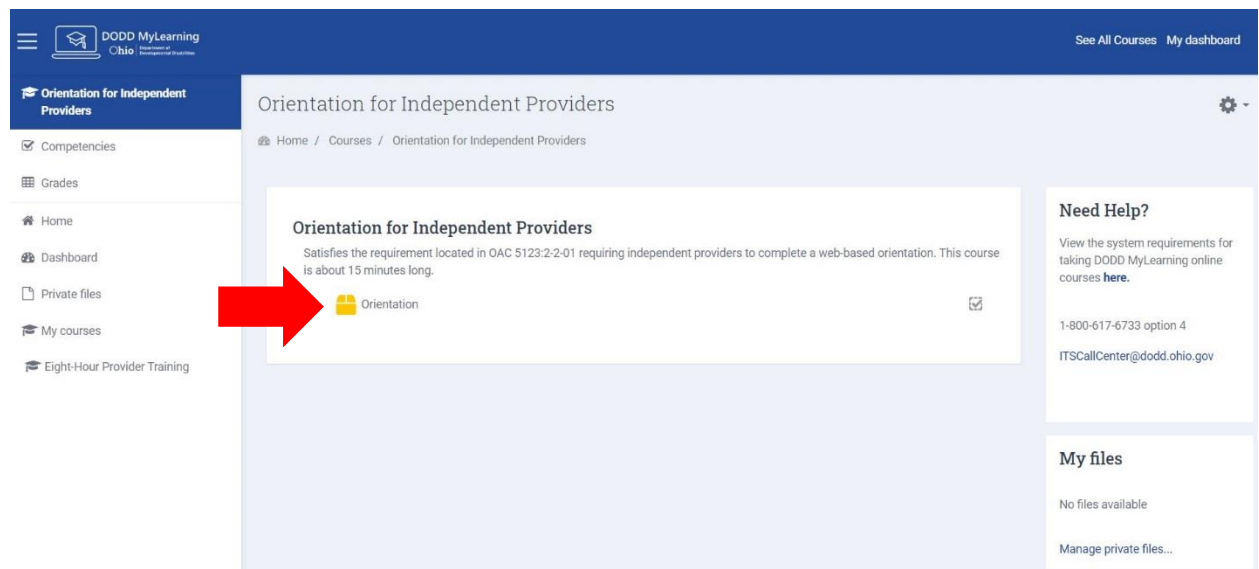
(Eight Hour Provider Training)

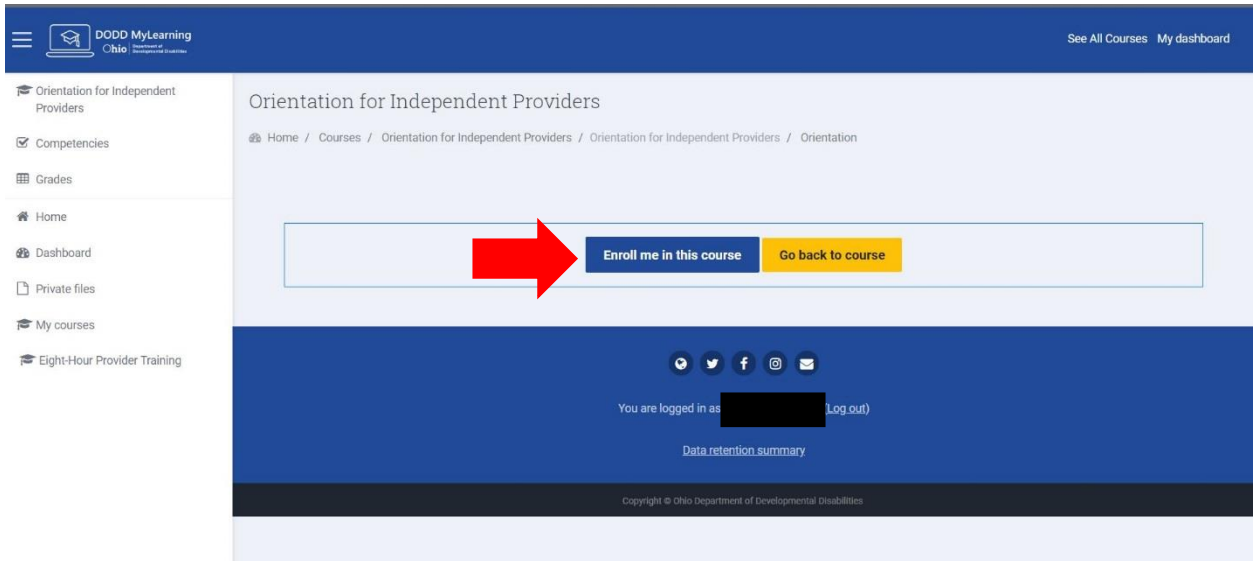


(Orientation for Independent or Agency Providers, whichever is applicable)

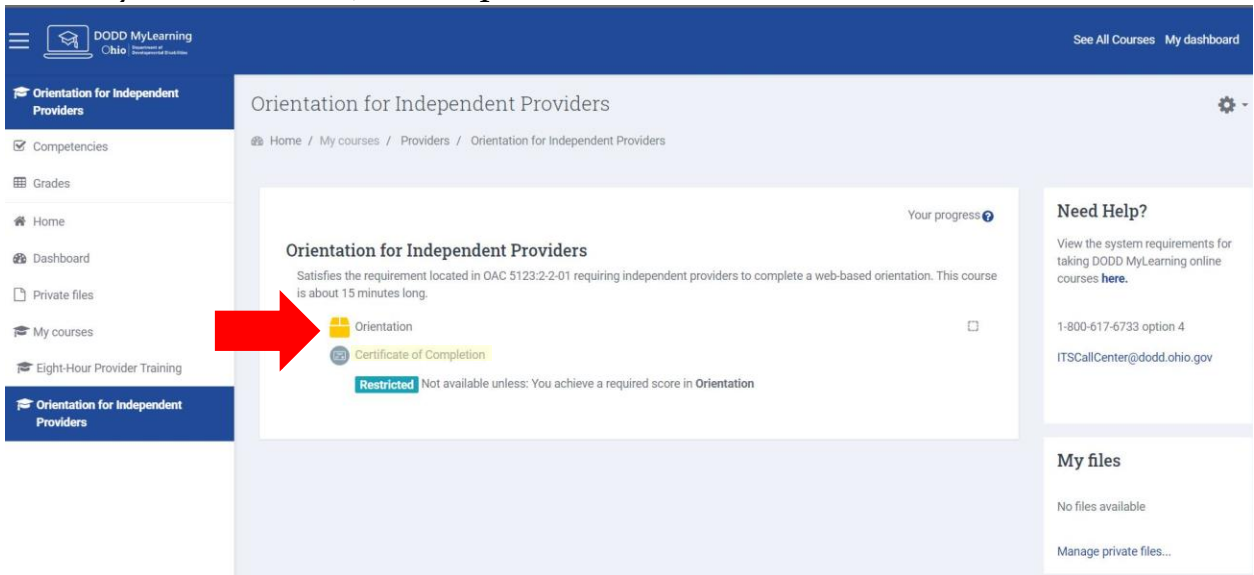


5. Once you have chosen the course you want to take (the screenshots are from the Orientation for Independent providers, the process is the same for any class), a page similar to below will open. Click on Orientation (or the name of class you are taking) and on the next page click on 'Enroll me in this course'





6. Once you enroll yourself in the course, the page will automatically redirect you to the course page. Click on Orientation (or the name of the course you enrolled in) to complete the course.



Once you have completed the course, the Certificate of Completion link becomes live, and you can view and print your certificate.

FOR EIGHT HOUR PROVIDER TRAINING

- Choose the course you want to complete (Eight Hour Provider Training) and complete the same enrollment process as above. The Eight Hour training contains multiple modules as seen below. They do not all have to be done at one time **but** you must complete a module once you have started it.

The screenshot shows the DODD MyLearning portal interface. The top navigation bar includes the DODD MyLearning logo and the text "See All Courses My dashboard". The left sidebar is titled "Eight-Hour Provider Training" and contains a list of course modules: Competencies, Grades, Overview of Serving People with Developmental Disabilities, Assessment, Planning, and Implementing the Individual Service Plan (ISP), Rights of People with Developmental Disabilities and Restrictive Measures, Person-Centered Services, Introduction to Trauma-Informed Care, Protecting the Health and Welfare of People with Developmental Disabilities, and Universal Precautions. The main content area is titled "Eight-Hour Provider Training" and includes a breadcrumb trail: Home / My courses / Providers / Eight-Hour Provider Training. The course description states: "If seeking initial provider certification, submit your transcript or the Initial Eight-Hour Certificate located at the bottom of this page with your provider application." Below this, there are three module cards: "Overview of Serving People with Developmental Disabilities" (Interactive Lesson: 1, Simple Certificate: 1, Progress: 1 / 1), "Assessment, Planning, and Implementing the Individual Service Plan (ISP)" (Interactive Lesson: 1, Simple Certificate: 1, Progress: 1 / 1), and "Rights of People with Developmental Disabilities and Restrictive Measures" (Interactive Lesson: 1, Simple Certificate: 1, Progress: 1 / 1). The right sidebar contains "Resources" (Eight-Hour Provider Training Topics) and "My files" (Eight_Hour_Provider_Training-Certificate_13677.pdf, Manage private files...). The URL at the bottom is https://mylearning.dodd.ohio.gov.

The screenshot shows the DODD MyLearning portal interface. The top navigation bar includes the DODD MyLearning logo and the text "See All Courses My dashboard". The left sidebar is titled "Eight-Hour Provider Training" and contains a list of course modules: Competencies, Grades, Overview of Serving People with Developmental Disabilities, Assessment, Planning, and Implementing the Individual Service Plan (ISP), Rights of People with Developmental Disabilities and Restrictive Measures, Person-Centered Services, Introduction to Trauma-Informed Care, Protecting the Health and Welfare of People with Developmental Disabilities, and Universal Precautions. The main content area is titled "Eight-Hour Provider Training" and includes a breadcrumb trail: Home / My courses / Providers / Eight-Hour Provider Training. The course description states: "If seeking initial provider certification, submit your transcript or the Initial Eight-Hour Certificate located at the bottom of this page with your provider application." Below this, there are three module cards: "Rights of People with Developmental Disabilities and Restrictive Measures" (Interactive Lesson: 1, Simple Certificate: 1, Progress: 1 / 1), "Person-Centered Services" (Interactive Lesson: 1, Simple Certificate: 1, Progress: 1 / 1), and "Introduction to Trauma-Informed Care" (Interactive Lesson: 1, Simple Certificate: 1, Progress: 1 / 1). The right sidebar contains "Resources" (Eight-Hour Provider Training Topics) and "My files" (Eight_Hour_Provider_Training-Certificate_13677.pdf, Manage private files...). The URL at the bottom is https://mylearning.dodd.ohio.gov/course/view.php?id=10.

The image shows two screenshots of the DODD MyLearning Ohio website. The top screenshot displays the 'Eight-Hour Provider Training' interface with three modules listed in the main content area:

- Protecting the Health and Welfare of People with Developmental Disabilities**: Reviews the role of direct support professionals in protecting health and welfare, defining Unusual and Major Unusual Incidents (MUIs), signs of abuse. Also covers provider, county board, and DODD roles regarding MUIs, documenting incidents and the incident report form, Unusual Incidents (UI) and MUI reporting and investigations. **Counts toward provider annual training.** One unit of adult services, county board member, and SSA CPD available. Interactive Lesson: 1 Simple Certificate: 1 Progress: 1 / 1
- Universal Precautions**: Reviews best practices for universal precautions, including hand-washing, personal protective equipment, disposable gloves, and exposure and clean-up. Interactive Lesson: 1 Simple Certificate: 1 Progress: 1 / 1
- Community Integration**: Reviews defining integration, the characteristics of a fully integrated person, personal responsibility, responsibilities of direct support professionals regarding community integration, and team responsibilities regarding community integration. Completion of this module authorizes the community integration rate modification associated with the Adult Day Support and Vocational Habilitation services **Counts toward provider annual training.** One unit of adult services, county board member, and SSA CPD available. Interactive Lesson: 1 Simple Certificate: 1 Progress: 1 / 1

The bottom screenshot displays the 'Initial Eight-Hour Provider Training Certificate' section:

Initial Eight-Hour Provider Training Certificate
This certificate is for initial provider certification only. Submit your transcript or this Initial Eight-Hour Provider Training Certificate with your initial provider application. Simple Certificate: 1

At the bottom of the page, there are social media icons, a login status 'You are logged in as [redacted] (Log out)', a 'Data retention summary' link, and a copyright notice: 'Copyright © Ohio Department of Developmental Disabilities'.

- Once you click on a module, a page similar to below will open. Click on the name of the module you chose to complete the course. The certificate link will become live for each module once it is completed. For initial certification, you **do not** need each individual certificate, only the final Eight Hour Certificate or a transcript. You can navigate to the next module (or previous) by clicking the name of the module

The screenshot shows the DODD MyLearning portal interface. The top navigation bar includes the DODD logo and 'My dashboard' link. The left sidebar lists various training modules, with 'Overview of Serving People with Developmental Disabilities' selected. The main content area displays the title 'Overview of Serving People with Developmental Disabilities' and a description of the module. A red arrow points to the 'Overview' link in the sidebar, and another red arrow points to the 'Assessment, Planning, and Implementing the Individual Service Plan (ISP)' link at the bottom of the main content area.

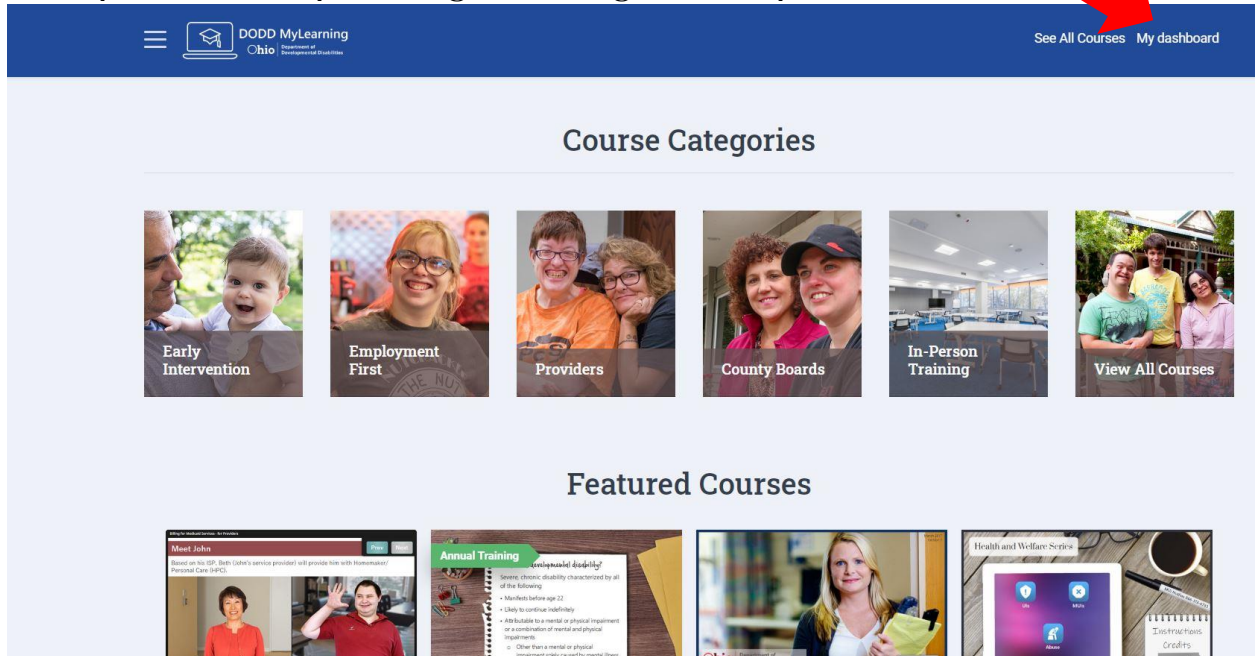
9. Once you have completed all of the modules, the Eight Hour Certificate link becomes live and you can view and print your certificate.

The screenshot shows the DODD MyLearning portal interface. The top navigation bar includes the DODD logo and 'My dashboard' link. The left sidebar lists various training modules, with 'Initial Eight-Hour Provider Training Certificate' selected. The main content area displays the title 'Initial Eight-Hour Provider Training Certificate' and a description of the certificate. A red arrow points to the 'Initial Eight-Hour Provider Training Certificate' link in the sidebar.

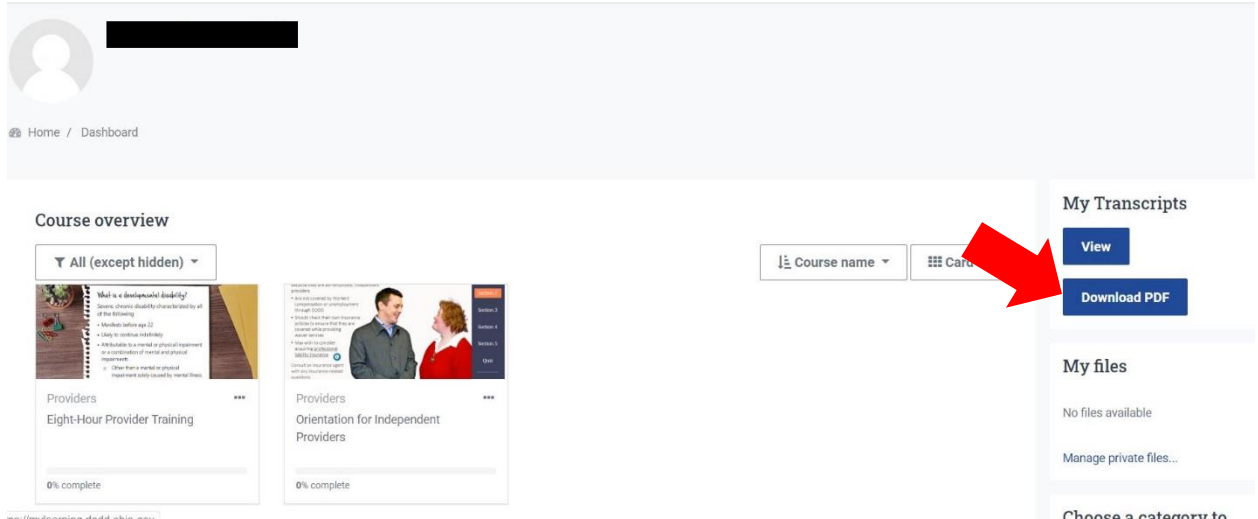
You can use the certificate OR a copy of your transcript to submit as verification of training completion.

To access your transcript-

1. From your DODD MyLearning Home Page, click My Dashboard



2. Once your Dashboard loads, click on Download PDF



3. Your transcript will open in a separate window. You can save or print it.



TECHNOLOGY IS FOR YOU TOO!

You can learn to use it. You can do it safely. We will show you how.

The Licking County Board of Developmental Disabilities is collaborating with the Licking County Library to offer a series of FREE technology classes! These are open to anyone in the community. Feel free to bring your own devices!

Tuesday Jan. 28

4 p.m. Android reminder apps

4:30 p.m. Apple reminder apps

Reminder apps are a great piece of assistive technology that can help you increase your independence.

Thursday Feb. 27

4 p.m. Online safety

4:30 p.m. Avoiding scams

Assistive technology and social media are great tools, once you know some simple ways to be smart online and protect your privacy.

Tuesday March 24

1 p.m. Beginning eContent (Libby)

1:30 p.m. Advanced eContent (Libby)

There is a huge library of free books, magazines, movies and more and all you need is a library card to enjoy them on your phone or tablet. Learn how! Please bring your library card and pin number with you.

Classes held at the downtown Newark library, 101 W. Main St. in Newark. Call 740-322-6911 to sign up.

**LICKING
COUNTY**

Board of

**DEVELOPMENTAL
DISABILITIES**



Guiding Ohio Online



This project was made possible in part by the Institute of Museum and Library Services and the State Library of Ohio.